

OrOHC K-12 Committee Dashboard 12-4-2020

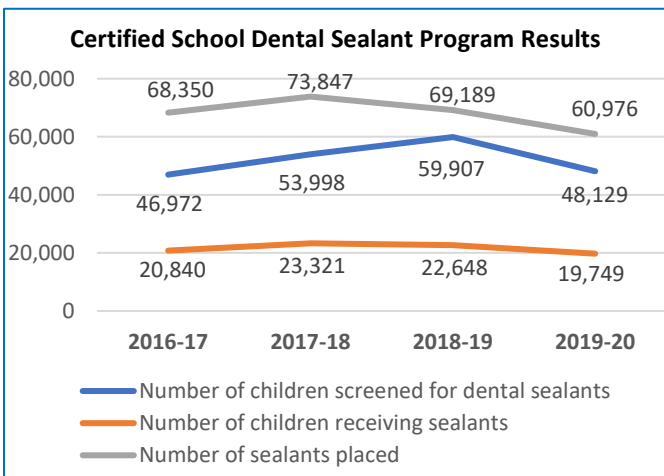
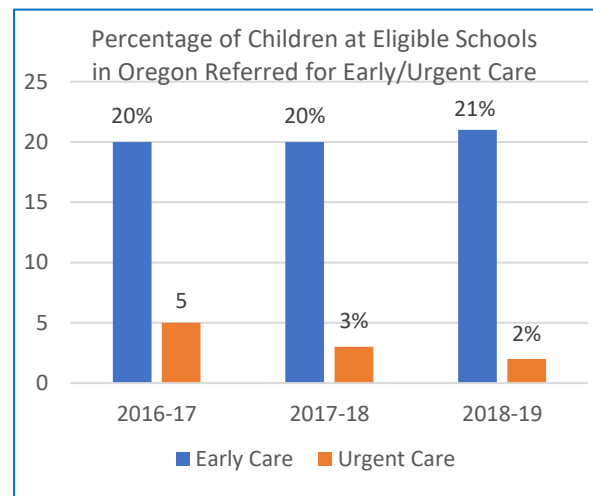
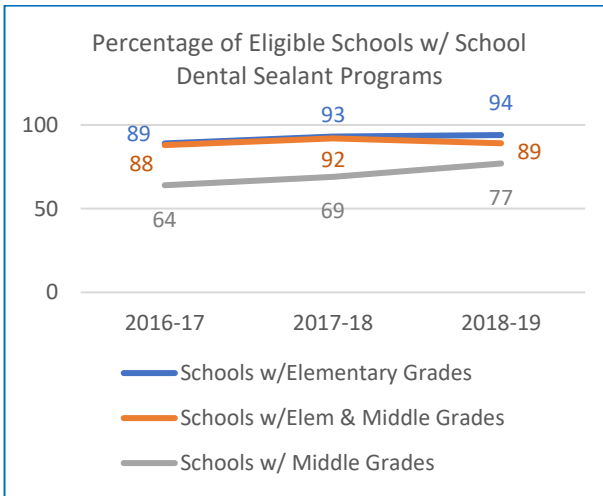
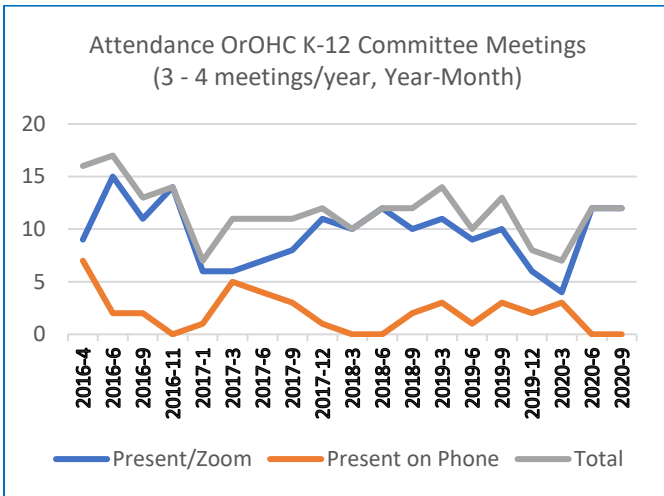


Table 5: Oral Health of Oregon Children in First, Second, and Third Grades

| Smile Survey Year | Healthy People (HP) | | | | | | | |
|------------------------------------------|---------------------|-------|-------|-------|--------------------------------------|-----------|---------------------------------------|-----------|
| | | | | | 2020 Objectives for 6 to 9 year olds | | 2030 Objectives for 3 to 19 year olds | |
| | 2002 | 2007 | 2012 | 2017 | Baseline | Objective | Baseline | Objective |
| Caries Experience (primary or permanent) | 57% | 64% | 52% | 49% | 54.4% | 49.0% | 48.4% | 42.9% |
| Caries Experience (permanent) | 12% | 17% | 10% | 5% | | | | |
| Untreated caries | 24% | 36% | 20% | 19% | 28.8% | 25.9% | 13.4% | 10.2% |
| Rampant Decay | 16% | 20% | 14% | 5% | | | | |
| Children with sealants | 32% | 30% | 38% | 42% | 25.5% | 28.1% | 37.0% | 42.5% |
| Number of children screened | 3,956 | 3,865 | 5,258 | 8,008 | | | | |

Definitions:
 Caries experience: cavities that are untreated or have received treatment
 Untreated caries: cavities that have not received appropriate treatment
 Rampant decay: Seven or more teeth with treated or untreated decay
 Children with sealants: one or more permanent molars with a sealant

| School Based Health Centers | 2015-16 | 2016-17 | 2017-18 | 2018-19 | 2019-20 |
|-------------------------------|---------|---------|---------|---------|---------|
| Number of SBHCs in Oregon | 76 | 78 | 76 | 79 | 79 |
| Number with a dental provider | 14 | 14 | 16 | 16 | * |
| Number of visits for dental | 1,718 | 2,332 | 2,476 | 1,278 | * |
| % of visits for dental | 1% | 1% | 2% | 2% | * |
| Clients receiving sealants | * | * | 107 | 319 | * |
| Fluoride varnish provided | * | * | ** | ** | * |
| Restorative provided | * | * | ** | ** | * |

Oregon Health Authority. Oregon School-based Health Centers. Retrieved from <http://www.healthoregon.org/sbhc>
 * No data available **Need data

- ### Committee Projects
- Current:**
- Dashboard
 - Sharing COVID mitigation strategies – including ongoing communication with school staff and parents
- Completed:**
- Oral Health Toolkit for School Based Health Centers
 - Gap Analysis Survey for School Dental Sealant Programs