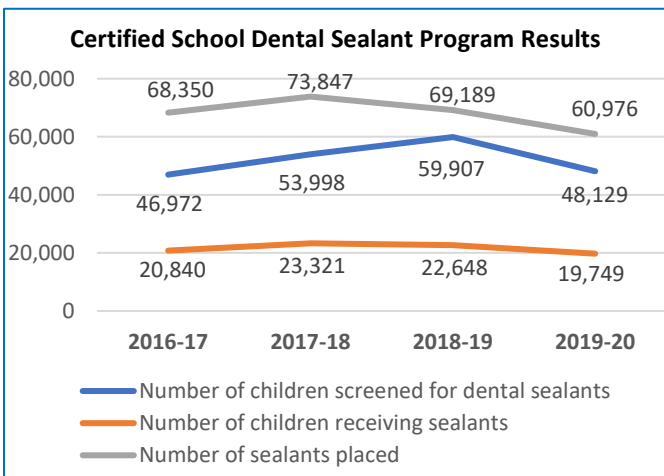
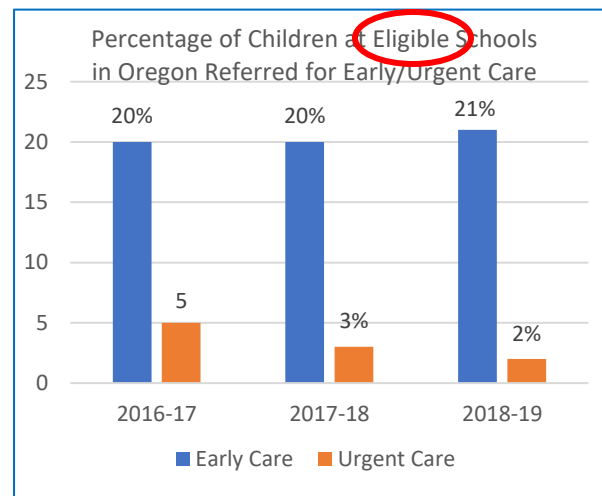
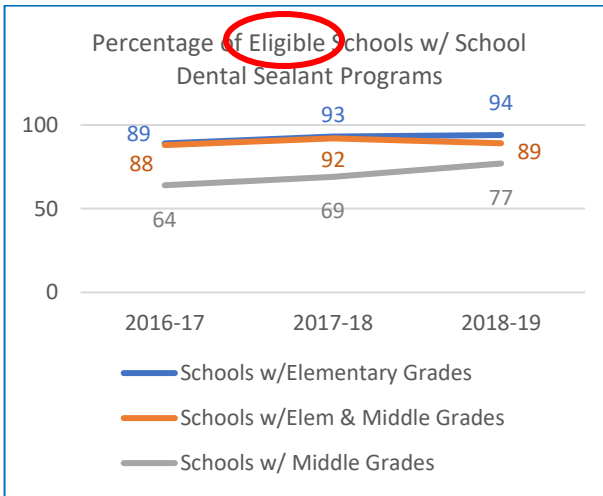
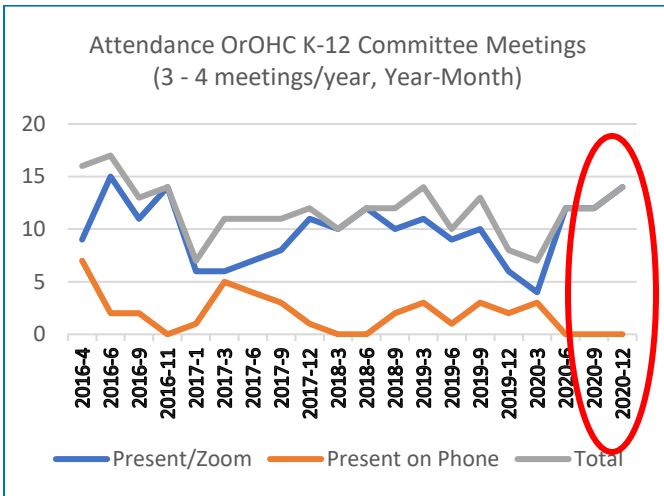


**OrOHC K-12 Committee Dashboard 3-5-2021**



**Table 5: Oral Health of Oregon Children in First, Second, and Third Grades**

Smile Survey Year	2002	2007	2012	2017	Healthy People (HP)			
					2020 Objectives for 6 to 9 year olds		2030 Objectives for 3 to 19 year olds	
					Baseline	Objective	Baseline	Objective
Caries Experience (primary or permanent)	57%	64%	52%	49%	54.4%	49.0%	48.4%	42.9%
Caries Experience (permanent)	12%	17%	10%	5%				
Untreated caries	24%	36%	20%	19%	28.8%	25.9%	13.4%	10.2%
Rampant Decay	16%	20%	14%	5%				
Children with sealants	32%	30%	38%	42%	25.5%	28.1%	37.0%	42.5%
Number of children screened	3,956	3,865	5,258	8,008				

**Definitions:**  
 Caries experience: cavities that are untreated or have received treatment  
 Untreated caries: cavities that have not received appropriate treatment  
 Rampant decay: Seven or more teeth with treated or untreated decay  
 Children with sealants: one or more permanent molars with a sealant

School Based Health Centers	2015-16	2016-17	2017-18	2018-19	2019-20
Number of SBHCs in Oregon	76	78	76	79	79
Number with a dental provider	14	14	16	16	*
Number of visits for dental	1,718	2,332	2,476	1,278	*
% of visits for dental	1%	1%	2%	2%	*
Clients receiving sealants	*	*	107	319	*
Fluoride varnish provided	*	*	**	**	*
Restorative provided	*	*	**	**	*

Oregon Health Authority. Oregon School-based Health Centers. Retrieved from <http://www.healthoregon.org/sbhc>  
 \* No data available      \*\*Need data

- Committee Projects**
- Current:**
- Dashboard
  - Sharing COVID mitigation strategies – including ongoing communication with school staff and parents
  - Website ([healthyteeth.us](http://healthyteeth.us)) – gathering input/comments
- Completed:**
- Oral Health Toolkit for School Based Health Centers
  - Gap Analysis Survey for School Dental Sealant Programs